

Lesson 1

Living

Non-Living

| | |
|--|--|
| | |
| | |
| | |
| | |
| | |
| | |
| | |
| | |

Data Table: List totals here

| | |
|------------|--|
| Living | |
| Non-Living | |

Numbers of Things

Title: _____

Living Non-living

Items Found


Each list, chart, table can be cut out and pasted into a spiral notebook. Make sure to include any pictures, title your page (Our Neighborhood Walk) and record the date.


Lesson 2


| | | |
|--|-------------|--|
| | biological | |
| | | |
| | | |
| | | |
| | orientation | |
| | | |
| | | |
| | | |
| | symmetry | |
| | | |
| | | |
| | | |
| | reproduce | |
| | | |
| | | |
| | | |


Lesson 3

Living things can...









Lesson 4


| | |
|------------|--|
| Biological | |
| | |
| | |
| | |
| | |



| | |
|---------------|--|
| Natural Earth | |
| | |
| | |
| | |
| | |

| | |
|------------|--|
| Human-made | |
| | |
| | |
| | |
| | |


Lesson 5

How do I know its living?





Lesson 6



Title:

Author:

Lesson 7

Exploring Human-made

Technology

I want to build a _____.

Resources

Steps

Final Product



Animals can build things too!


I am a _____.

I can build a _____.

Resources

Steps

Final Product




Assessment

Object #1

Do I see....

| | |
|--|--------------------------|
| | <input type="checkbox"/> |
| | <input type="checkbox"/> |
| | <input type="checkbox"/> |
| | <input type="checkbox"/> |




Non-Living

Living

Object #2

Do I see....

| | |
|--|--------------------------|
| | <input type="checkbox"/> |
| | <input type="checkbox"/> |
| | <input type="checkbox"/> |
| | <input type="checkbox"/> |



Non-Living

Living